





**EFFICIENT STORAGE
OF BELONGINGS AT
HOME OR IN THE OFFICE**



EARTH

BURGLARY PROTECTION FOR YOUR VALUABLES

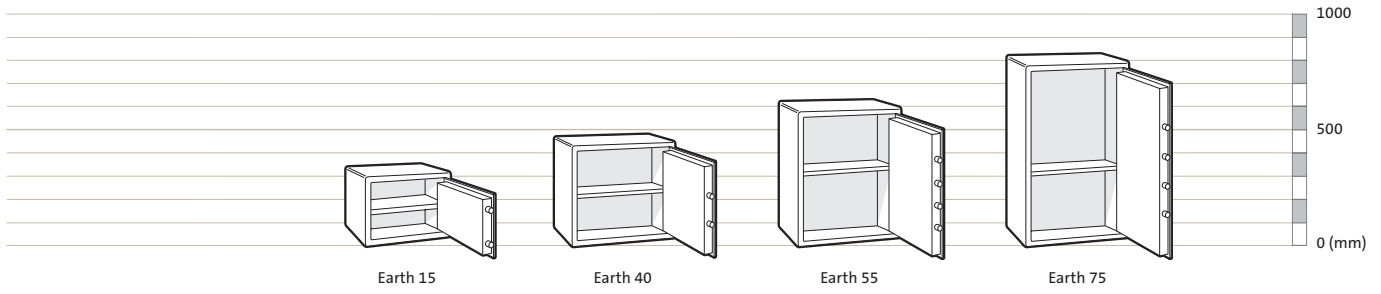


KEY FEATURES

- Suitable for the storage of valuables such as jewellery, cameras and other expensive items.
- Certified by ECB•S (EN 14450) for S2 burglary protection.
- Body consists of two steel plates filled in between with a fire-retardant material.
- Four sizes available – 15, 38, 54 and 76 litres.
- Choice of key lock or electronic lock.
- One removable shelf as standard.
- Interior LED light on electronic lock models.

EARTH

PRODUCT SPECIFICATIONS



| Model | External height (mm) | External width (mm) | External depth* (mm) | Internal height (mm) | Internal width (mm) | Internal depth (mm) | Volume (litres) | Weight (kg) | Shelf |
|----------|----------------------|---------------------|----------------------|----------------------|---------------------|---------------------|-----------------|-------------|-------|
| Earth 15 | 300 | 370 | 350 | 210 | 280 | 250 | 15 | 38 | 1 |
| Earth 40 | 440 | 450 | 400 | 350 | 360 | 300 | 38 | 60 | 1 |
| Earth 55 | 590 | 450 | 400 | 500 | 360 | 300 | 54 | 76 | 1 |
| Earth 75 | 790 | 450 | 400 | 700 | 360 | 300 | 76 | 92 | 1 |

*Projection of electronic lock and handle (35mm) not included

LOCKS

Each model can be fitted with a key lock or an electronic lock. The key lock is certified by ECB•S according to EN 1300 Class A and the electronic lock is certified Class B.

KEY LOCK

Operate by turning the key and pulling the door open.



ELECTRONIC LOCK

Enter your PIN code using the key pad and simply turn the handle to open the door. The door locks automatically again when shut and the handle is turned back to its original position. The lock can be programmed with your own six-digit PIN code.

CERTIFICATION



S2 BURGLARY PROTECTION

The whole range has been certified by ECB•S in accordance with the EN 14450 standard for burglary protection to Level S2.

CONSTRUCTION

BOLTWORK

The door is secured by 25mm diameter bolts. The boltwork is further protected by manganese steel anti-drilling plates.

DOOR & BODY

Door is made of 8mm thick steel and body of 3mm thick steel. The body is a double-wall construction using both 3mm and 2mm steel. The space in between is filled with a fire-retardant material.

INTERIOR FITTINGS

SHELF

One removable shelf standard with all models.

LIGHTING

Electronic locking models have an integrated LED light which turns on when the safe door opens.



Approved by The Association of Insurance Surveyors

Authorised dealer

www.Chubb-Safe.co.uk
0800 6129456

www.chubbsafes.com